

# The HPAT Handbook

MedEntry

[www.MedEntry.ie](http://www.MedEntry.ie)



# Foreword

We wish to extend a warm welcome to you on behalf of all of the team at MedEntry. We realise how difficult, confusing and stressful entering medical school can be, since we were in your position many years ago. We have helped tens of thousands of students enter medical schools in Ireland, the United Kingdom, Australia and New Zealand over the past two decades. Our aim is to help you too.

Whether you are a student, parent, teacher or guidance counsellor, we are here to assist. Our extensive knowledge regarding medicine, entry pathways and the HPAT means that you can be confident that you are in safe hands. We hope to have the pleasure of teaching you at one of our HPAT workshops and meeting you in future as one of our medical colleagues.



Dr Ann Deely

Co-Founder  
Director of Education,  
Ireland & UK



Dr Ray Boyapati

Co-Founder  
Director of Education,  
Australia & NZ



# Our Founders



## DR ANN DEELY

**MBBS (Hons I) Monash, FACP, FRCPI (Ireland)  
Former Dermatologist at South Infirmary  
Victoria University Hospital (Cork), currently  
working in Private Practice**

Dr Ann was School Captain of the selective entry MacRobertson Girls' High School, and obtained percentile of 99.9 in secondary school (equivalent to 625 Leaving Cert points). She achieved a UMAT (identical to HPAT) percentile of 100. She was accepted into all medical schools and held the Monash University Scholarship for Excellence, which is awarded to the best incoming student each year.

Her other awards include: Premier's Awards and the Australian Students Prize (awarded to the highest academic achievers); Achiever of the Year (awarded for the most outstanding co-curricular and community involvement each year); Gold Medals in the University of NSW International Competitions and Assessments for Schools (ICAS); numerous awards for excellence in public speaking; Caltex Best All-rounder Award; State level Debater.

Dr Ann won an unprecedented three medals in the nationwide Dermatology Fellowship examinations ('The Mole' ACD Issue 102, Spring 2014, p. 8, 18; Health Link, Dec 2014 Issue 19, p. 14). Dr Ann has taught over 10,000 aspiring medical students.



## DR RAY BOYAPATI

**MBBS (Hons I) Monash, FRACP, MD  
(Research, Edinburgh)  
Gastroenterologist at Monash Health,  
Melbourne**

Dr Ray was School Captain of the selective entry Melbourne High School, and obtained a percentile of 99.9 in secondary school (equivalent to 625 Leaving Cert points). He achieved a UMAT (identical to HPAT) percentile of 100. He was accepted into all medical schools and was awarded the Monash Scholarship for Exceptional Achievement.

His other awards include: Youth of the Year (State winner & National Finalist); Australian Students Prizes for Excellence; awards for public speaking; first class honours in Monash University medicine; Medal for the highest achieving candidate in specialist examinations held by the Royal College of Physicians (RACP News, Vol. 32, No. 2, April 2012, p. 27).

Dr Ray has published over 30 peer reviewed articles in prestigious journals on his area of specialty, Inflammatory Bowel Disease. He has also presented his research at multiple national and international conferences. He has taught thousands of aspiring medical students (many of whom are now junior doctors and consultants) over the past two decades.

# Table of Contents

Foreword .....	3
<b>1 HOW TO GET INTO MEDICINE</b>	<b>7</b>
Undergraduate Entry Into Medicine.....	8
Other Pathways into Medicine.....	11
What Should I Do Now? .....	14
<b>2 HEALTH PROFESSIONS ADMISSION TEST (HPAT)</b>	<b>17</b>
Introduction to HPAT .....	18
What is HPAT? .....	18
Section 1: Logical Reasoning and Problem Solving .....	22
Section 2: Interpersonal Understanding.....	26
Section 3: Non-Verbal Reasoning.....	30
Section 4: Written English (UL applicants only) .....	34
Strategies to Maximise Your HPAT Score .....	35
HPAT Scoring .....	36
How To Effectively Prepare for HPAT.....	40
How to Optimise your HPAT Performance.....	49
<b>3 UNIVERSITY ADMISSIONS</b>	<b>53</b>
Entry Criteria and Prerequisites .....	54

<b>4</b>	<b>WHAT MAKES MEDENTRY DIFFERENT?</b>	<b>57</b>
	Trusted, Quality Education That Delivers Results.....	58
	Our Services.....	62
	Free Resources .....	67
	Resources For Teachers.....	68



1

---

# How to get into Medicine

# Undergraduate Entry Into Medicine

## INTRODUCTION

Congratulations on your decision to pursue medicine as a career! Medicine is an incredibly rewarding field, with the opportunity to make a significant, positive difference to the lives of others.

However, getting into medicine can be a difficult, and often confusing process. Each year, there are about 3,000 applicants for approximately 400 medical school places. In this part of the handbook we will cover how to get into medicine, and provide an overview of the admissions requirements.

## ENTRY CRITERIA

Entry into undergraduate medicine is based on two criteria:

- Your academic grades: Leaving Certificate Examination (LCE) or equivalent
- Your score in HPAT-Ireland (Health Professions Admission Test)



Academic Grades



HPAT



Medicine

This is very different to most other non-medical courses which require Leaving Certificate results alone for entry.

## COURSE PRE-REQUISITES

Some universities also require specific pre-requisite subjects to be studied in the Leaving Cert, such as chemistry for University College Cork.

Thus, students need to ensure they select subjects that will satisfy these requirements. If you do not study a particular prerequisite subject and/or obtain a sufficient grade in that subject, you will not be eligible for entry into some undergraduate medical courses.

Requirements differ between universities, so it is important to research the particular universities that you are interested in. You can find details of prerequisite subjects for each course in Part 3 of this handbook.



## DON'T I NEED REALLY HIGH LEAVING CERT POINTS TO GET INTO MEDICINE?

No, you do not necessarily need very high Leaving Cert points to gain entry into an undergraduate medical course. Leaving Cert points and HPAT results are combined to form a total score that is used to determine whether a candidate obtains a place in a medical course. The higher your HPAT score, the lower your required Leaving Cert points.

Students must obtain a minimum of 480 Leaving Cert points to be eligible for a place in undergraduate medicine. Realistically, most students will need to achieve over 500-520 Leaving Cert points to be competitive for a place in medical school. Past candidates have been successful in entering medicine with Leaving Cert points of 500, because they have excelled in HPAT.

Students must also meet the minimum subject requirements for the medical school(s) to which they have applied. The minimum Leaving Cert points and minimum subject requirements must both be achieved in the same sitting of the Irish Leaving Cert or equivalent.



*A high HPAT score reduces the Leaving Certificate points required to obtain a place in Medicine*



*The Leaving Cert points adjustment means that HPAT is a crucial factor in distinguishing medical school applicants*

## THE IMPORTANCE OF HPAT

Unlike other courses, when applying for medicine, Leaving Cert points are adjusted. Once a student scores above 550, every 5 points above 550 is adjusted down to 1 point, as outlined in the following table:

LCE Points	Adjusted LCE Points
Up to 550	No change
551-555	551
556-560	552
561-565	553
566-570	554
571-575	555
576-580	556
581-585	557

LCE Points	Adjusted LCE Points
586-590	558
591-595	559
596-600	560
601-605	561
606-610	562
611-615	563
616-620	564
621-625	565

As you can see from the table, even if you obtain a perfect Leaving Cert score of 625 points, your points when applying for medicine will be only 565.

Most students who are applying for medicine will be scoring in the 550 Leaving Cert points range. Therefore, the main factor that will set you apart from other candidates and determine if you will get into medicine, is HPAT. This is why HPAT is so important.

In fact, each year, there are students who achieve 625 points in the Leaving Cert, and miss out on a place in medicine due to a poor HPAT score. On the other hand, MedEntry has had students who scored 565 Leaving Cert points and who have received scholarships to study medicine.

In summary, it is less important to score extremely highly in the Leaving Cert and more important to score highly in HPAT to secure entry into undergraduate medicine.

## TO WHICH UNIVERSITIES SHOULD I APPLY?

Five universities offer undergraduate medicine in Ireland:

- University College Dublin
- Trinity College Dublin
- Royal College of Surgeons in Ireland
- University College Cork
- National University of Ireland, Galway

MedEntry advises students to apply to every university offering medicine. Placing all five universities at the top of your CAO application means you have the greatest chance of being offered a place to study medicine. As the points required can change from year to year, you should order the courses by the genuine preference you have to study medicine at the university.

Note that as medicine is a restricted entry course, any medical courses you wish to apply to should be on your CAO application form by 1st February of the year you are applying.

# Other Pathways into Medicine

## WHAT IF I DON'T DO WELL IN HPAT?



*If you do not do well in HPAT, you can re-sit HPAT the following year*

If you do not achieve the required result in HPAT but have performed reasonably well in the Leaving Cert, you can resit HPAT and gain entry into undergraduate medicine the following year. You can either begin another undergraduate degree or take a year out while doing this. You could also choose to resit the Leaving Cert along with HPAT to try to improve both of these results.

Note that HPAT results are only valid for one year. Therefore, if you do well in the HPAT but not your Leaving Cert, you will need to repeat both.

Ultimately, the decision you make will depend on a number of factors, particularly your Leaving Cert and HPAT scores. If you require guidance, please feel free to contact MedEntry. However, note that unless you choose to take the graduate entry pathway into medicine, all routes will require you to succeed in HPAT – it is crucial to being able to study undergraduate medicine in Ireland.

## GRADUATE ENTRY MEDICINE

If you are unsure that you wish to study medicine, or you cannot gain entry into an undergraduate medical course, you have the option of pursuing graduate entry medicine.

An undergraduate course means you enter your chosen course straight away (that is, you commence studying medicine at university straight out of secondary school). In contrast, a graduate course means that you must first complete an undergraduate degree in another area of study, before entering medicine. The area of study you choose can be anything (for example, arts, commerce, law, business, economics) – it does not have to be science or biomedical science.

The universities in Ireland that offer graduate medicine are:

- University College Dublin
- University College Cork
- Royal College of Surgeons in Ireland
- University of Limerick

The two criteria to get into Graduate entry medicine are:

- Your performance in your undergraduate degree
- Your score in GAMSAT (Graduate Medical School Admissions Test)



To apply for graduate medicine, you must have completed an undergraduate degree by July the year you are applying. This must be an Honours Bachelor's degree (NFQ Level 8). You must achieve a minimum of a 2.1 grade (second-class honours, grade 1) in this degree to be eligible for graduate medicine. Applicants who have achieved this prerequisite are then awarded places via the CAO solely based on GAMSAT scores.

GAMSAT results are valid for two years prior to the start of the programme. This means GAMSAT can be attempted during the penultimate and the final year of your degree.

In general, the graduate entry pathway is longer and more expensive than the undergraduate one. If you are sure that you wish to pursue medicine, it is far less stressful, expensive and time consuming to obtain entry via the undergraduate pathway. You also need to consider the opportunity cost involved.

As one example, undergraduate medicine allows you to enter the field and practice earlier than graduate medicine. Generally, those who choose the graduate route will end up practising medicine later in life. The graduate pathway is best for those who are very unsure of their career path or who are unable to obtain entry into medicine via the undergraduate route.

## OTHER PATHWAYS INTO MEDICINE

### MATURE AGE ENTRY

For students who completed secondary school several years ago and are 23 years or over by 1 January of the year they are applying. Entry requirements include HPAT, a written application and an interview.

### STUDYING MEDICINE IN THE UK

It is possible to apply to study medicine in the UK. You will need to sit UCAT. Note that MedEntry also prepares students for UCAT (please visit [medentry.co.uk](http://medentry.co.uk)).

### STUDYING MEDICINE IN EUROPE

It is possible to study medicine in various countries in Europe. If you are interested in this pathway, a good website to visit is [www.eunicas.ie](http://www.eunicas.ie)

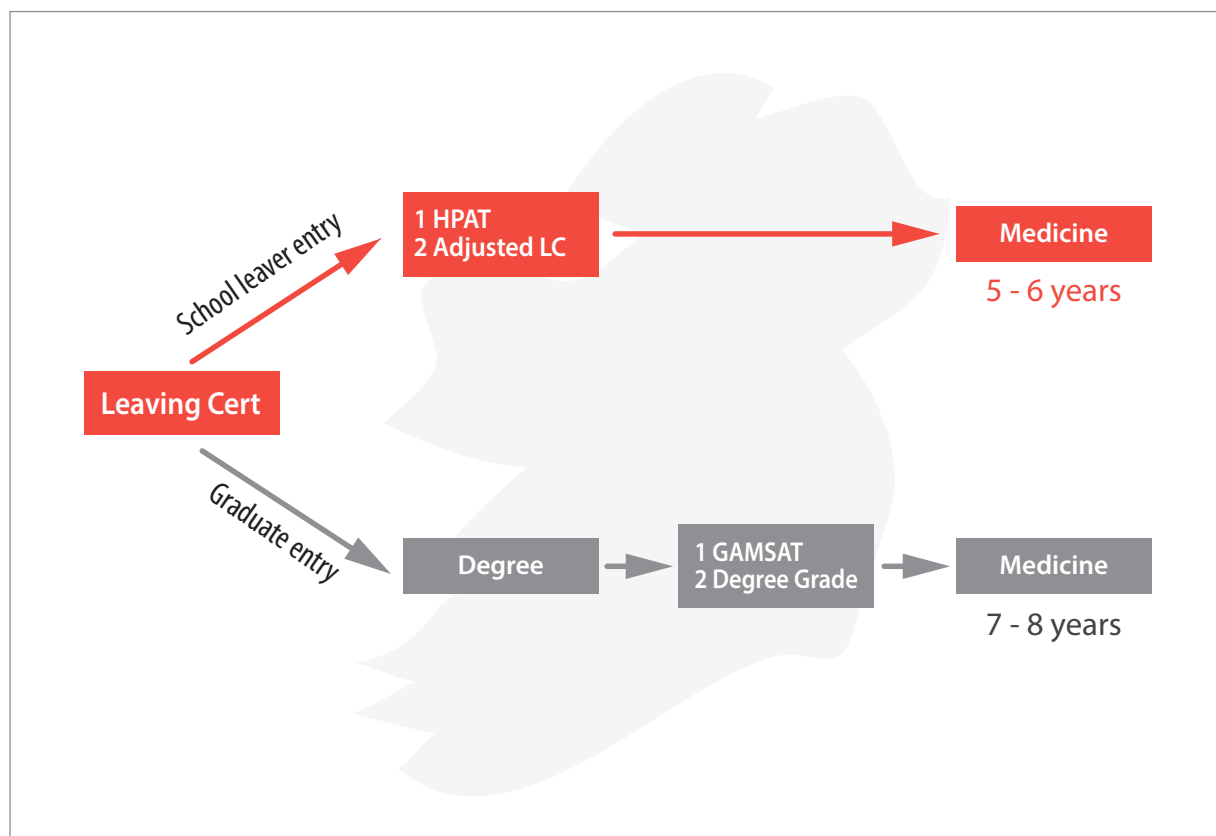


Figure 1: Pathways into medicine, Ireland

# What Should I Do Now?

## 6<sup>TH</sup> YEAR / COMMENCED UNIVERSITY

If you are in 6th year or have commenced university, and have not already started your HPAT preparation, you should do so now!

Unlike your school or university subjects, HPAT is not a knowledge-based exam. HPAT aims to measure a student's aptitude and suitability for studying medicine, and therefore is a unique exam. Success in HPAT will depend on your skills in answering specific HPAT-style questions. HPAT preparation should be treated like an extra school subject and you should allocate your time accordingly.

Consider which universities you would like to apply to, and if you have not already done so, research their entry requirements. Remember that some universities have specific prerequisite subjects that are required. This will help you plan your year.

Once HPAT is complete, you should turn your focus to the Leaving Cert or your university study. You will not receive your HPAT score until after the Leaving Cert is complete.



- ✓ *Prepare for HPAT*
- ✓ *Research entry requirements*
- ✓ *Plan your year*

## 5<sup>TH</sup> YEAR

You should ensure that you are studying the required prerequisite subjects needed by your preferred medical course(s). Your remaining subjects should be subjects that you enjoy and excel in, but also those which will help you to obtain a high Leaving Cert result.

MedEntry recommends that you begin your HPAT preparation as early as possible. Because HPAT is a skills-based exam, you cannot 'cram' for it in a short period of time. You need to learn, practice and master the skills required to succeed in the HPAT over a period of time. Furthermore, the sooner you begin your HPAT preparation, the less stress you will be under next year, when you will be busy with your final exams.



- ✓ *Consider starting HPAT preparation*
- ✓ *Research entry requirements*
- ✓ *Consider doing some work experience or volunteer work*



Note that you can begin your preparation for HPAT as early as you like, but you cannot actually sit the HPAT until you are in your final year of secondary school.

You should also consider engaging in some work experience and/or volunteer work in a health-related field. This will give you a taste of what medicine involves, and also whether or not this type of work is right for you.

## 4<sup>TH</sup> YEAR / TRANSITION YEAR

Your research on different university requirements should begin now! Make a shortlist of universities at which you would like to study medicine. Note down any prerequisite subjects they may require. This will help you choose your subjects for your final years of secondary school. It will also encourage you to focus on your weaknesses if one of these subjects is required by your preferred university.



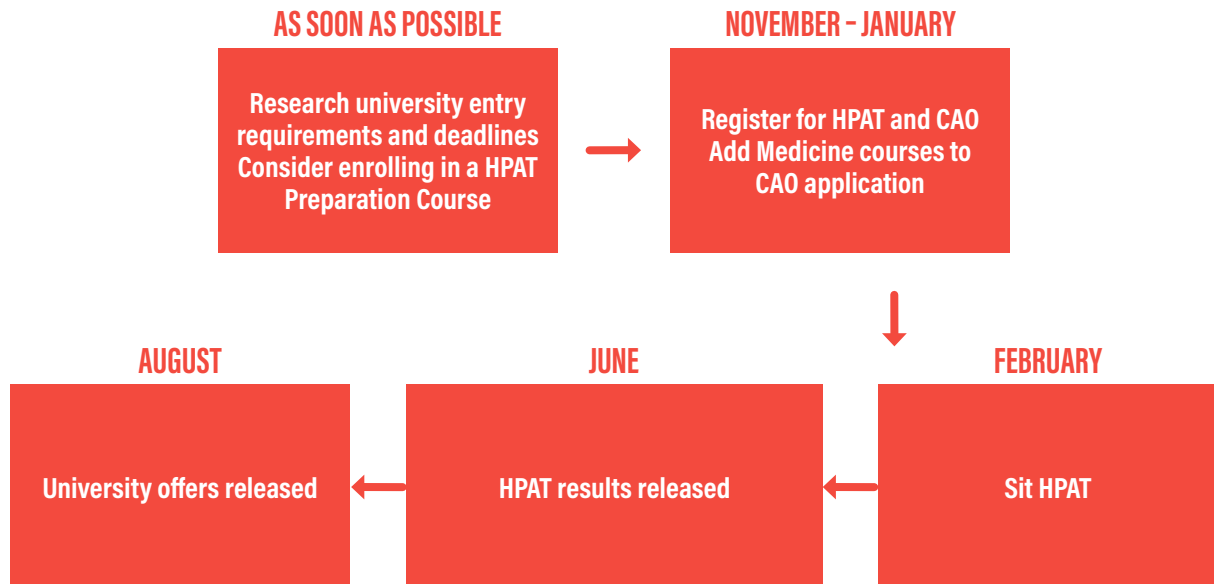
- 
- ✓ ***Research entry requirements***
  - ✓ ***Engage in work experience or volunteer work***
  - ✓ ***Consider starting HPAT preparation***
- 

Begin looking for work experience and volunteer work in the medical field. Transition year can be a good opportunity to see if medicine is the best career for you by engaging in work experience.

Some students start preparing for HPAT before their final years of schooling, and if you are motivated, go for it! The earlier you start preparing for a generic skills test such as HPAT, the better. The skills needed to succeed in the HPAT are best developed over a period of time. Note that you will not be able to actually sit the HPAT until your final year of schooling.

## SAMPLE TIMELINE

Following is a sample timeline for students who are in their final year of schooling or have started studying at university.





2

---

**Health Professions  
Admission Test (HPAT)**

# Introduction to HPAT

The Health Professions Admission Test (HPAT) is very difficult and is different from any exam you have ever sat before. It is also a vital criterion for getting into medicine. In this part of the handbook, we will cover HPAT in detail, including how to effectively prepare for it.

## WHAT IS HPAT?

HPAT stands for Health Professions Admission Test. It is a test used to select students for entry into medicine in Ireland. It is a 2 ½ hour exam in multiple-choice question format.

HPAT is developed and administered by the Australian Council for Educational Research (ACER), which is an organisation based in Melbourne, Australia. ACER administers HPAT on behalf of the universities offering undergraduate medicine in Ireland.

## HOW IMPORTANT IS HPAT?

HPAT is very important in obtaining a place to study medicine. When applying for medicine, Leaving Cert points are adjusted, so that every 5 points over 550 is adjusted down to 1 point. These adjusted Leaving Cert points are then combined with your HPAT score to determine entry into medicine.



---

***HPAT can be even more important than your Leaving Cert in determining entry into medicine***

---

Because most students applying for medicine are likely to obtain Leaving Cert points in the range of 550, and because of the points adjustment, HPAT is the main factor that will distinguish you from other candidates. Even students who achieve full marks in the Leaving Certificate (625 points) miss out on a place in medicine because of a poor HPAT score.

## HOW HARD IS HPAT?

HPAT is a very difficult test, which is unlike any other test you have ever sat before. It is very time pressured and the vast majority of students do not finish the exam. It requires extreme concentration, quick thinking, and solid test taking skills. Most current doctors would agree that HPAT is the single most important and difficult test they have sat in their career.



*HPAT is the single most important and difficult exam that you will sit*

The good news? It is possible to prepare for and succeed in HPAT.

## WHAT IS THE FORMAT OF HPAT?

HPAT is a 2 ½ hour long test in multiple-choice format. It consists of 114 questions distributed across three sections.

## WHAT ARE THE HPAT SECTIONS?

### 1 LOGICAL REASONING AND PROBLEM SOLVING

Requires students to interpret data, problem solve and draw logical conclusions.

### 2 INTERPERSONAL UNDERSTANDING

Tests students' ability to identify, understand and infer thoughts, feelings and behaviour.

### 3 NON-VERBAL REASONING

Requires students to reason in the abstract and solve problems in non-verbal contexts.

### 4 WRITTEN ENGLISH

Assesses students' ability to communicate effectively in writing.

ALL APPLICANTS

UL APPLICANTS ONLY



## WHAT IS THE STRUCTURE AND TIMING OF HPAT?

The following table outlines the number of questions in each section, including the time limits and average time per question:

HPAT Section	Questions	Section Duration	Time Per Question
Logical Reasoning and Problem Solving	42	60 minutes	86 seconds
Interpersonal Understanding	42	50 minutes	71 seconds
Non-Verbal Reasoning	30	40 minutes	80 seconds

As you can see from this table, HPAT is extremely time pressured. The vast majority of candidates are unable to finish every question. Therefore, it is vital that you understand and practice the strategies required to deal with this time pressure, covered in detail in MedEntry HPAT Courses.

## DO I NEED TO SIT HPAT?

You will need to sit HPAT if you are interested in applying for undergraduate medicine in Ireland, offered at the following universities:

- University College Dublin
- Trinity College Dublin
- Royal College of Surgeons in Ireland
- University College Cork
- National University of Ireland, Galway

It is also required for applicants to M.Sc. Speech and Language Therapy and M.Sc. Occupational Therapy at the University of Limerick.



## WHEN IS HPAT HELD?

HPAT normally takes place over a few days in late February each year.

## HOW IS HPAT DELIVERED?

Prior to 2020, HPAT was delivered in person, in paper and pencil format. However, since 2021, HPAT has run online. Students sit HPAT in a private location (usually their own home) with a desktop computer or laptop with an internet connection. Students can use 2 sheets of A4 paper with a pencil/eraser/sharpener or an erasable whiteboard and marker pen to make notes. HPAT is remotely proctored (supervised).

## HOW DO I REGISTER TO SIT HPAT?

You can apply to sit HPAT if you are in your final year of schooling (6th year), and any year thereafter.

You must have already obtained a CAO number before registering for HPAT. You can obtain your CAO number by visiting: <https://www.cao.ie/>

You can register to sit HPAT on the HPAT-Ireland website: <https://hpat-ireland.acer.org/register>

Registrations for HPAT open in November and close in January each year.

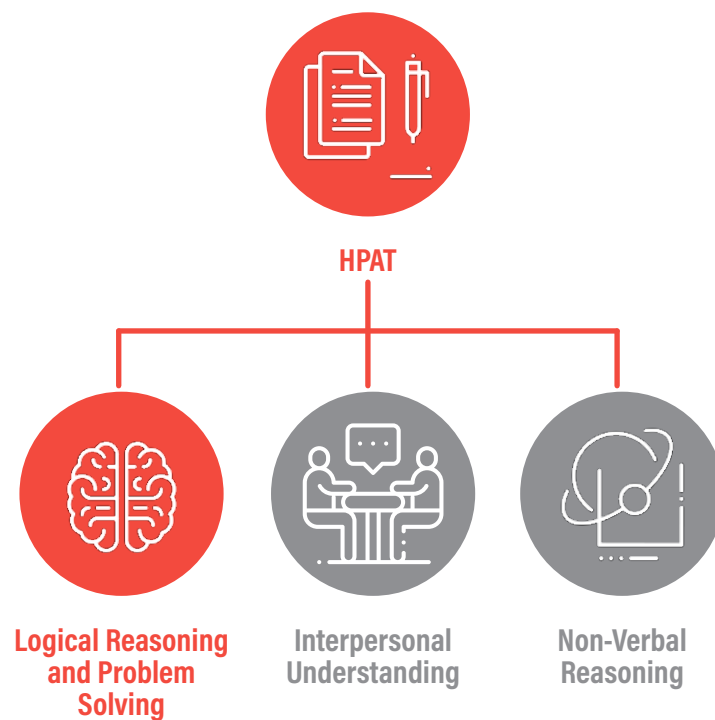


# SECTION 1

## Logical Reasoning and Problem Solving

### WHAT IS LOGICAL REASONING AND PROBLEM SOLVING?

Logical Reasoning and Problem Solving is the first section in HPAT. It tests students' ability to process information and data, reach logical conclusions and solve problems.



### WHY IS IT IMPORTANT IN MEDICINE?

Problem-solving is central to the work of any health professional. The ability to understand information and data quickly to make a decision is also very important. Furthermore, all health professionals require the ability to think critically. These are some of the skills tested in the Logical Reasoning and Problem Solving section of HPAT.

## WHAT IS THE STRUCTURE OF SECTION 1?



42 Questions



60 Minutes



86 sec/question



***Most students find section 1 the hardest, and most time-pressured section***

In section 1, you will have 42 questions to be answered in 60 minutes. This is an average of 86 seconds per question.

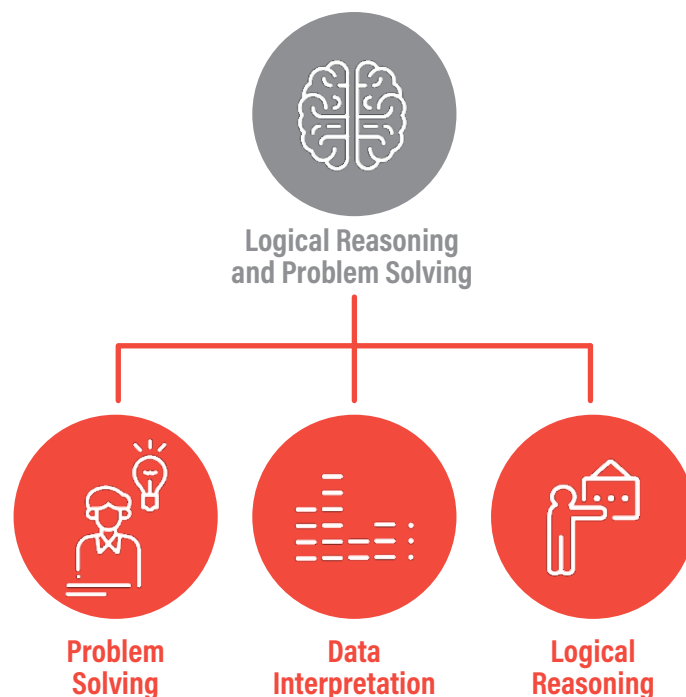
There are very few easy questions in Section 1. Most students find it the hardest section, and the one which is most difficult to finish within the time limits.

## WHAT ARE THE MAIN TYPES OF SECTION 1 QUESTION?

Questions in section 1 fall into the following categories:

- Problem Solving
- Data Interpretation
- Logical Reasoning

However, many questions in Section 1 require a combination of these skills to answer the question.



## Example Question - Logical Reasoning and Problem Solving

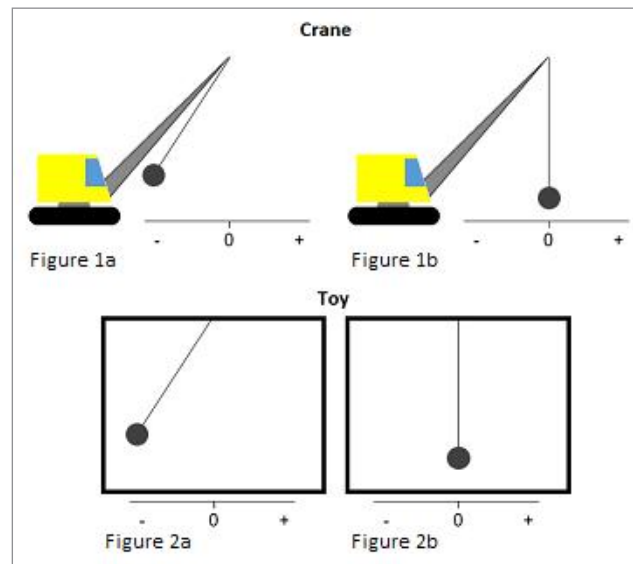
Time limit per question - 86 seconds



### Passage:

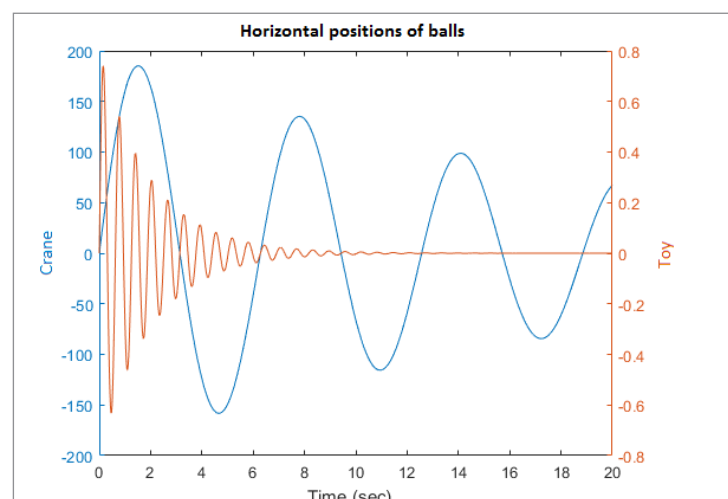
This unit focuses on two swinging objects: a wrecking ball on a crane and a ball in a child's toy.

These objects are shown below:



Figures 1a and 2a demonstrate the starting positions of the two balls. This point is the first peak on the left. When the balls are released, they swing to the right, towards the point labelled 0 in the diagrams. The moment each ball reaches the point labelled 0 (point 0) is shown in figures 1b and 2b respectively. The balls will continue to swing towards the right, before reaching the first peak on the right (or the second peak overall), and then will start to swing back to the left again, before reaching the second peak on the left (or the third peak overall) before swinging back to the right. This process repeats itself, with each successive peak getting closer to point 0, until the balls eventually stop at point 0.

The graph below shows the balls' horizontal positions (in decimetres) relative to point 0 at a given time after the first time the balls pass point 0. Positions to the right of point 0 are positive, while positions to the left of point 0 are negative.



**Question:**

Which of the following is true?

- (A) The ball in the toy moves faster than the ball on the crane initially and continues to move for longer.
- (B) The ball in the toy moves faster than the ball on the crane initially, but stops moving sooner.
- (C) The ball on the crane moves faster than the ball in the toy initially and continues to move for longer.
- (D) The ball on the crane moves faster than the ball in the toy initially, but stops moving sooner.

**Answer: C****Solution:**

Looking at the graph, the ball in the crane continues to move for much longer than the ball in the toy, as the blue line (also labelled as 'crane') continues to go up for the entire time period shown in the graph, while the orange line barely moves after 10 seconds. Therefore, A and D are incorrect.

The ball in the toy completes each swinging cycle five times as quickly as the ball on the crane, which may lead some students to think that it is moving faster. However, in each cycle, the ball on the crane covers 250 times the distance that the ball in the toy covers. This means the ball on the crane is moving much faster.

## What strategies can be used to solve Section 1 questions?

There are many strategies that can be used to approach section 1 questions. These include:

- **Reading the question stem first.** This will help you focus on the relevant information in the passage.
- **Reading actively.** This may involve noting key words and drawing diagrams. This will help you to understand the information the first time.
- **Making an educated guess for difficult questions.** Some questions in this section are very difficult. It is important to guess, move on and not waste too much time on any one question.

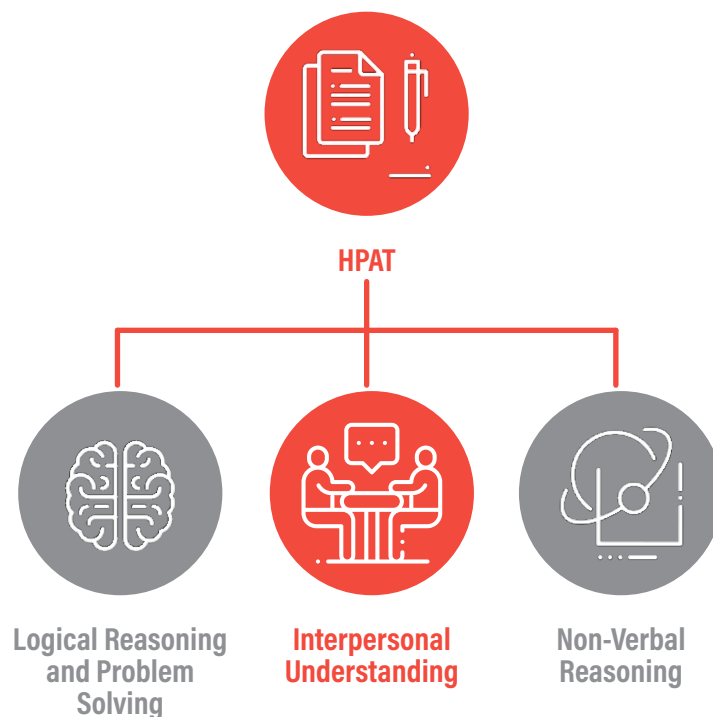
There are many more strategies which can be used to solve Section 1 questions quickly and accurately, which are discussed in detail in MedEntry's HPAT Courses.

# SECTION 2

## Interpersonal Understanding

### WHAT IS INTERPERSONAL UNDERSTANDING?

Interpersonal Understanding is the second section in HPAT. It seeks to assess students' ability to understand interpersonal situations. Students are provided with a passage or dialogue. Questions focus on how characters might be feeling, why they behave in a certain manner, or their tone of voice.



### WHY IS IT IMPORTANT IN MEDICINE?

The ability to recognise and understand emotions, as well as empathise with others is central to the role of any health professional. It is key to forming good doctor-patient relationships and establishing trust.



## WHAT IS THE STRUCTURE OF HPAT SECTION 2?



Section 2 has 42 questions to be answered in 50 minutes. This is an average of 71 seconds per question. There is one best answer out of the four answer options provided.

Students usually feel the least time-pressured in this section, however, it can be difficult to choose the best or most appropriate answer.

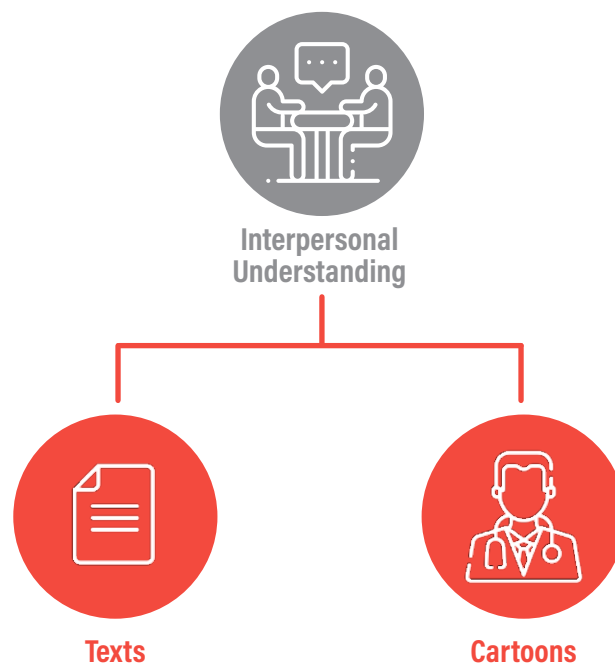


*In Section 2 it can be difficult to choose the best or most appropriate answer*

## WHAT ARE THE MAIN TYPES OF SECTION 2 QUESTION?

Questions in section 2 fall into the following main categories:

- Texts
- Cartoons



## Example Question - Interpersonal Understanding

Time limit per question - 71 seconds



### Passage:

*In the following excerpt from a novel, Bernard recounts to the narrator an incident some years ago on his honeymoon with his wife, June. Bernard, an insect enthusiast, spots a dragonfly, which sparks an argument between the couple.*

Amazingly I managed to trap it [the dragonfly] in my cupped hands, then I ran back along the platform to where June was and got her to take it in her hands while I dug into my bag for my travelling kit. I opened it and took out the killing bottle and asked June to bring the creature over to me. She still had her hands cupped, like this, but she was looking at me with an odd expression, a kind of horror.

She said, "What are you going to do?"

And I said, "I want to take it home."

She didn't come closer. She said "You mean you're going to kill it."

"Of course I am," I said.

"It's a beauty." She went cold and logical at this point. "It's beautiful, therefore you want to kill it."

Now June, as you know, grew up near the countryside and never showed much compunction about killing mice, rats, cockroaches, wasps—anything that got in her way, really. It was jolly hot and this was not the moment to start an ethical discussion about the rights of insects.

So I said, "June, do just bring it over here."

Perhaps I spoke too roughly. She took half a step away from me, and I could see she was on the point of setting it free.

I said, "June, you know how much it means to me. If you let it go, I'll never forgive you."

She was struggling with herself. I repeated what I had said, and then she came towards me, extremely sullen, transferred the dragonfly to my hands, and watched me put it in the killing bottle and store it away. She was silent as I put my stuff back in the case, and then, perhaps because she was blaming herself for not setting it free, she flew into an almighty rage.

### Question:

When June relents and hands the dragonfly to Bernard, June's reaction to Bernard is best described as:

- (A) Disdainful
- (B) Grudging
- (C) Furious
- (D) Disappointed

### Answer: B

### Solution:

June yields to Bernard's demands but does so grudgingly and resentfully; she is described as being 'extremely sullen'. Thus, B is correct. As she surrenders, she is bitter but not irate; her anger comes later (option C). She is not disdainful (option A) particularly as it is Bernard and not her who has prevailed and holds the upper hand. June's feelings towards Bernard are much stronger than disappointment and the last sentence indicates that her simmering rage is barely contained (option D). Whilst she may feel let down, 'grudging' is a more accurate descriptor of her reaction in the moment when she surrenders the dragonfly.

## WHAT STRATEGIES CAN BE USED TO SOLVE SECTION 2 QUESTIONS?

There are many strategies that can be used to approach section 2 questions. These include:

- **Focusing on emotions.** When reading the passage, pay attention to the emotions and feelings conveyed by the characters.
- **Looking for evidence.** When trying to find the answer to a question, you will need to search for evidence for it in the text.
- **Understanding key emotion words.** It is important to have a good vocabulary, particularly relating to important emotion words.

There are many more strategies which can be used to answer Section 2 questions correctly, which are discussed in detail in MedEntry's HPAT Courses.



# SECTION 3:

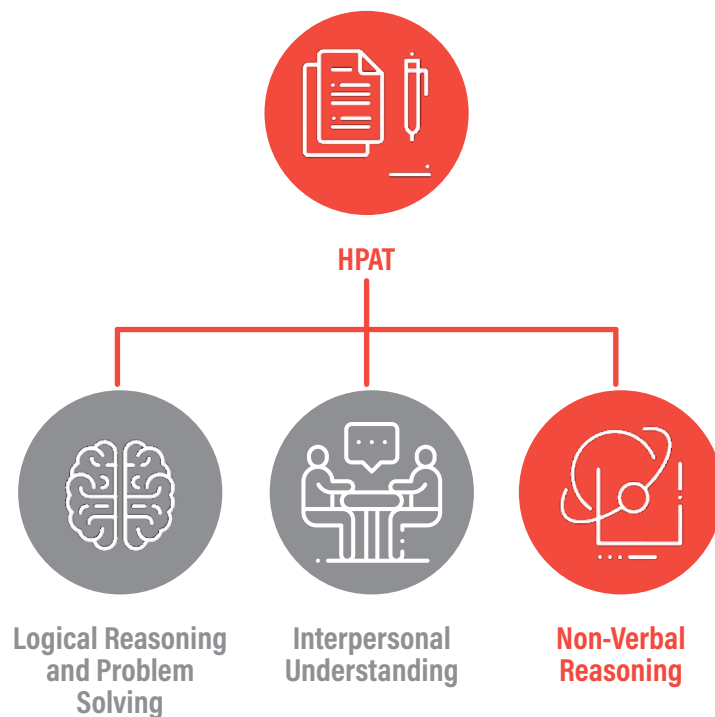
## Non-Verbal Reasoning

### WHAT IS NON-VERBAL REASONING?

Non-Verbal Reasoning is the third section in HPAT. It is designed to test your non-verbal reasoning and visuospatial skills. You will need to find logical patterns within figures and use these patterns to arrive at the right answer. While many students find this section very difficult initially, it is the easiest to improve on quickly.



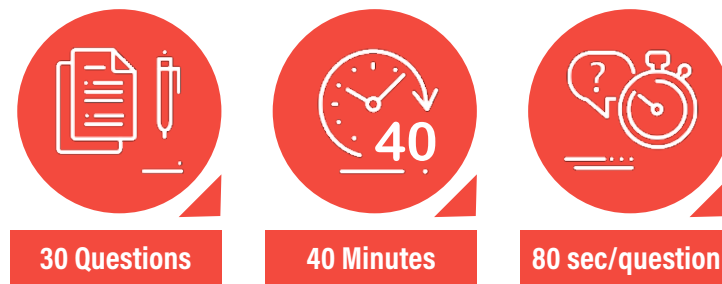
*Many students find Section 3 very difficult initially, but it is the easiest to improve on quickly*



### WHY IS IT IMPORTANT IN MEDICINE?

The main focus of this section is problem solving and reasoning in a non-verbal context. It tests your ability to identify trends, patterns and relationships from a large amount of information. This is very relevant to work as a health professional.

## WHAT IS THE STRUCTURE OF HPAT SECTION 3?

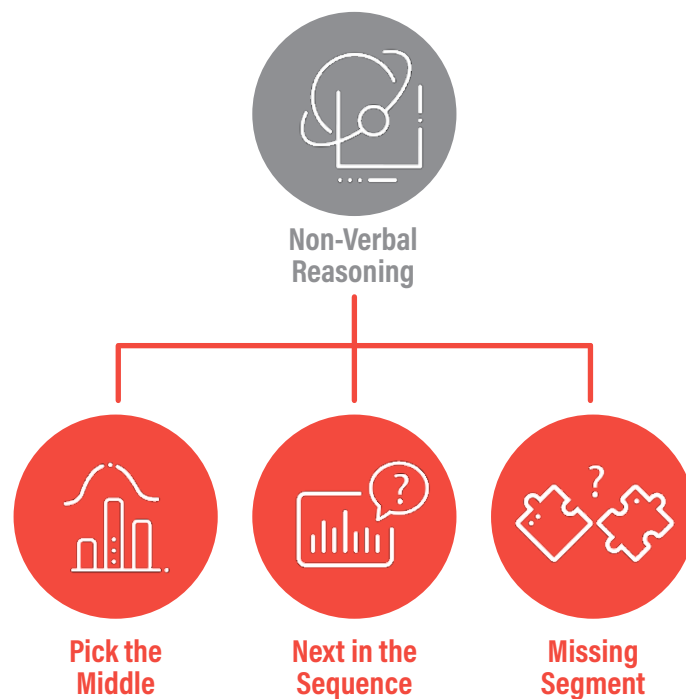


In section 3, there are 30 questions to be answered in 40 minutes. This is an average of 80 seconds per question. Students who have not undergone quality preparation find this section very difficult to complete within the time limits.

## WHAT ARE THE MAIN TYPES OF SECTION 3 QUESTION?

There are a number of different question types in Section 3. The major types are:

- Pick the Middle
- Next in the Sequence
- Missing Segment



### Example Question - Non-Verbal Reasoning

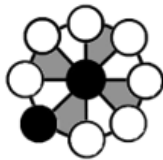
Time limit per question - 80 seconds



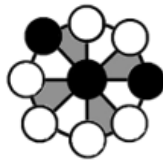
#### Question:

The five figures can be rearranged to form a logical sequence.

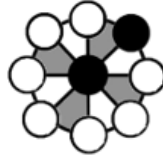
Select the alternative that would most logically and simply be in the middle of the sequence.



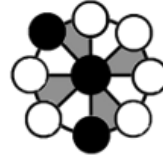
A



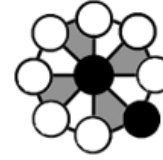
B



C



D

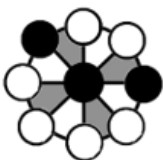


E

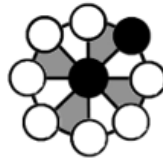
#### Answer: E

#### Solution:

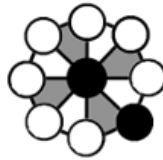
The correct sequence (BCEAD) is shown below:



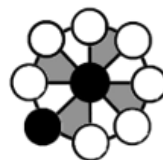
B



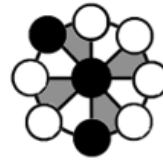
C



E



A



D

The grey stripes alternate between two positions, allowing application of the 3-2 rule. The first black ball is permanently in the centre. The second black ball starting in the top left in figure B moves clockwise around the outer circles, two circles at a time. The third black ball, starting in the rightmost circle in figure B, moves to the centre, then moves back out to the next clockwise outer circle, then back to the centre and then back out again, having gone clockwise one ball again.




## WHAT STRATEGIES CAN BE USED TO SOLVE SECTION 3 QUESTIONS?

There are many strategies that can be used to approach section 3 questions. These include:

- **Finding the simplest pattern.** The simplest pattern is the correct one. Start by looking for simple patterns and if these do not work, move on to more complicated patterns.
- **Doing the minimum work.** If you can work out the pattern of one component of the image, you may be able to rule out a number of incorrect answer options. You may not need to work out the pattern for all of the components to obtain the correct answer.
- **Using the process of elimination.** This involves ruling out incorrect options, which increases your chances of guessing the correct answer if you run out of time.

There are many more strategies which can be used to solve Section 3 questions quickly and accurately, which are discussed in detail in MedEntry's HPAT Courses.





## SECTION 4:

# Written English (UL applicants only)

**NOTE:** this section is only relevant for postgraduate applicants to the University of Limerick, **not** undergraduate medicine applicants.

### WHAT IS WRITTEN ENGLISH?

This section involves two essay tasks, which assess the candidate's ability to communicate effectively in writing.

Candidates are assessed on three criteria:

- Thought and content
- Structure and organisation
- Expression, style and mechanics

### WHAT IS THE STRUCTURE OF HPAT SECTION 4?



Candidates will need to answer two essay prompts in 60 minutes. The first writing task will involve a formal public affairs issue which invites argument. The second task is a less formal topic that invites personal reflection.

# Strategies to Maximise Your HPAT Score

## WHAT STRATEGIES WILL BOOST MY HPAT SCORE?

There are some strategies that can be applied to many HPAT questions. Applying these strategies can help to maximise your score. These include:

- Using the process of elimination
- Making notes / drawing diagrams
- Looking for shortcuts
- Making educated guesses
- Knowing when to move on

These strategies and many others are discussed in detail in the MedEntry HPAT Courses.

## WHAT ELSE CAN I DO TO MAXIMISE MY HPAT SCORE?

HPAT is a very difficult exam. If you are not used to concentrating intensely for long periods you will struggle on HPAT test day. You will need to be able to work fast, stay focused and remain calm during the exam.

The following will help:

- Practice speed reading
- Read widely and critically
- Develop stamina, concentration and focus
- Develop stress management techniques

These skills are covered in detail in the MedEntry HPAT Courses.

# HPAT Scoring

## HOW IS HPAT SCORED?

When HPAT results are released, you will receive a scaled score for each section, usually ranging from 0 to 100. Scaled scores are derived from your raw scores (the number of questions you got right) using statistical methods which are not released publicly by ACER.

Scaled scores for each section are weighted as follows:

---

→ Section 1 - 40%

---

→ Section 2 - 40%

---

→ Section 3 - 20%

---

Scaled scores for each section are then combined to form an overall score. The maximum overall score possible in HPAT is 300, however, this score is largely theoretical. Only the top 1% of students obtain scores above 200. That is, it is extremely difficult to score over 200 in HPAT. Since the introduction of HPAT in 2009, the highest HPAT score achieved has been 261 (achieved by a MedEntry student).

Overall scores are also converted into a percentile rank which shows candidates how they performed in relation to the rest of the HPAT cohort. For example, a percentile of 80 means that the student performed better than 80% of candidates, and 20% of candidates performed better than them.

There are several myths relating to HPAT scores, which are outlined below:

HPAT scoring myth	Reality
It is possible to predict HPAT scores based on raw marks	HPAT scores are calculated using complex statistical processes. It is not possible to predict HPAT scores based on raw marks (the number of questions you answered correctly). The most accurate indication of your performance can be obtained after completing MedEntry HPAT practice exams, as MedEntry uses similar statistical programs to calculate your scores.
You need to answer all questions correctly to achieve a high score	HPAT is a very difficult, time-pressured test. The majority of students do not have sufficient time to answer every question. This is true even of high performers. You can therefore obtain very high scores even if you do not answer every question correctly.
You will be penalised for incorrect responses	There is no negative marking in HPAT. If you choose an incorrect response, you will receive a score of zero.

## WHAT WILL MY HPAT SCORE REPORT LOOK LIKE?

This is an example of a HPAT Statement of Results, which was the highest HPAT score achieved in the country last year (achieved by a MedEntry student):



*The highest HPAT score achieved last year was 229 (achieved by a MedEntry student)*

**HPAT**  
Health Professions Admission Test – Ireland

### Statement of Results

Name

HPAT – Ireland ID  Date of Birth  Gender

Section Scores 1  2  3

Section 1: Logical Reasoning and Problem Solving  
Section 2: Interpersonal Understanding  
Section 3: Non-verbal Reasoning

Written English Score\*

\*UL applicants only

Overall Score

The percentile rank shown below indicates your position relative to all other HPAT – Ireland 2022 candidates. For example, a percentile of 42 indicates that your Overall Score is equal to, or better than, that of 42% of candidates. Note: performances in the lower 20% are shown as 0–20.

This statement may not be altered. The universities will verify the results used for applications with ACER.

Your HPAT statement of results will show the three scaled section scores, which usually range from 0 to 100. The Overall Score shown is calculated from the three section scores as follows:

$$1.2 \times (\text{Section 1}) + 1.2 \times (\text{Section 2}) + 0.6 \times (\text{Section 3}) = \text{Overall Score}$$

Your statement of results will also display a percentile rank that shows your score relative to all other HPAT candidates that year.

## WHEN WILL I RECEIVE MY HPAT SCORE?

Mature applicants and UL applicants will receive their scores in April. All other applicants will receive their HPAT scores after the Leaving Cert examinations are complete, usually in late June.

Your HPAT results should automatically be transferred to your CAO account. When results are released, CAO will contact you to ensure the results are recorded on your CAO account. You should check this to ensure your HPAT results are recorded properly.

## WHAT HPAT SCORE DO I NEED TO OBTAIN TO GET INTO MEDICINE?



***Most students will need to achieve at least 85<sup>th</sup> percentile (175+) in HPAT to get into medicine***

The HPAT score you need to get into medicine depends on your Leaving Cert points and how you perform in relation to other HPAT candidates. In general, most students need to score in at least the 85<sup>th</sup> percentile (a HPAT score of 175+) to get into medicine.

This may sound quite achievable, but remember that in HPAT you are competing against other medical school aspirants, who are all high achievers. That is, you need to be in the top 15% of high achievers (at least) to secure a place in medical school.

The minimum combined points (adjusted Leaving Certificate score plus HPAT score) required for each university last year are displayed in the table below:

College	Minimum Points
University College Dublin	743
Trinity College Dublin	745
Royal College of Surgeons in Ireland	738
University College Cork	738*
National University of Ireland, Galway	736*

(\*not all students with these points were offered a place)



Therefore, last year, you would have needed an overall score of 737 to guarantee a place in medicine in Ireland. The minimum HPAT score required was therefore 172 (if a candidate achieved 172 in HPAT, they would have needed 621-625 points in the Leaving Certificate). Here are some examples of the HPAT scores required for various Leaving Cert points:

LCE Points	Adjusted Points	HPAT Score required last year
625	565	172
580	556	181
560	552	185
520	520	217
480	480	257

As can be seen from the above table, a high HPAT score reduces the number of Leaving Cert points required, and vice versa.

# How To Effectively Prepare for HPAT

Preparing for HPAT can feel overwhelming, especially if you are in your final year of secondary school. How can you fit in preparation for such an important and difficult test into your already busy schedule? Do not despair! MedEntry has developed a plan to help you effectively and efficiently prepare for HPAT so you will be ready come HPAT test day.

## HOW CAN I PREPARE FOR HPAT?

Effective HPAT preparation can be summarised in four key steps:



## H - Highlight

To succeed in HPAT, you will need to Highlight to yourself:

- How important HPAT is and how it is used for selection into medicine
- Important details relating to each HPAT section, including structure, timing, format and types of question
- Effective strategies and skills for answering each type of question in each section

MedEntry makes this easy by providing a two-day workshop and comprehensive curriculum with video instruction, enabling you to have a detailed understanding of HPAT.

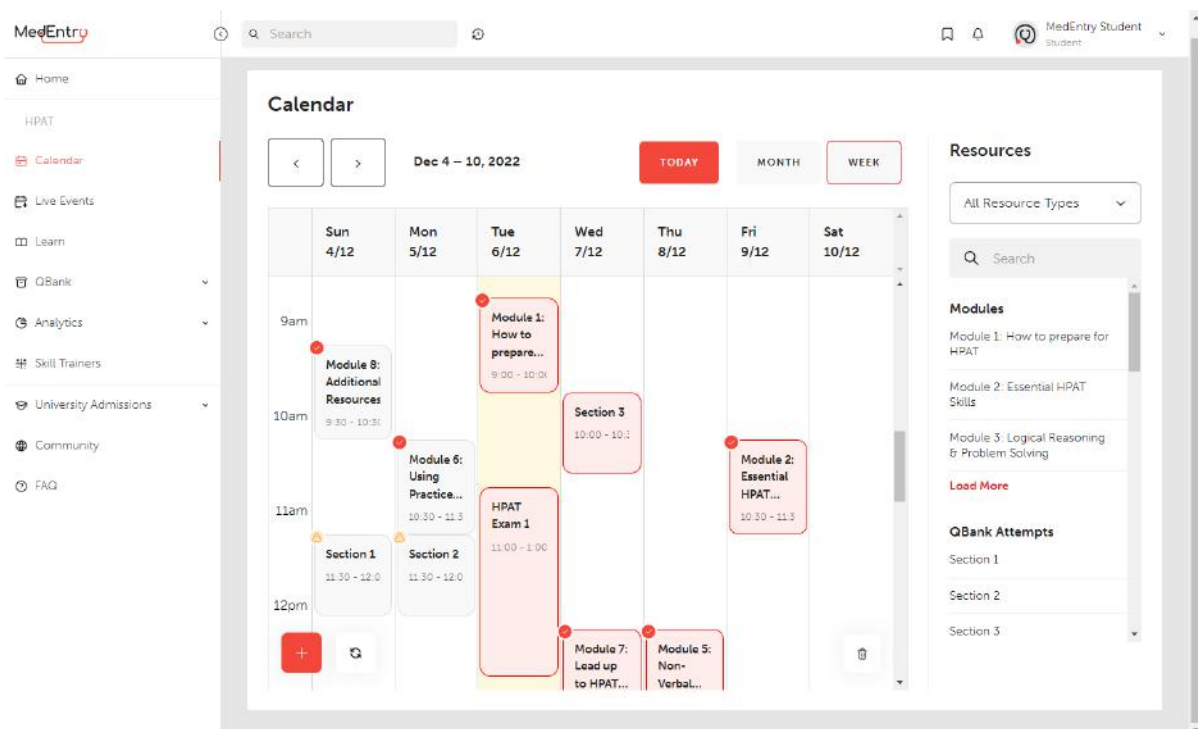


## P - Plan

Preparing for HPAT will require you to be organised in order to balance your Leaving Cert study, hobbies and HPAT preparation. Therefore, you will need to Plan your time effectively.

You should create a HPAT study plan that takes into account your other academic and non-academic commitments.

MedEntry provides an interactive study planner to allow you to easily plan and track your HPAT preparation.



You should also Plan how you will approach questions on test day. You should create a bank of strategies that work for you when approaching each type of question and HPAT overall.

Our comprehensive two-day workshop and detailed curriculum covers every effective HPAT strategy, with thousands of practice questions for you to apply them. By the end of MedEntry's program, you will be armed with a bank of strategies that work for you, so you will be ready to succeed come HPAT test day.

## A - Assess

It is important to prepare for HPAT efficiently, so that your HPAT preparation does not detract from your Leaving Cert study. The most time-efficient way to prepare for HPAT is to Assess:

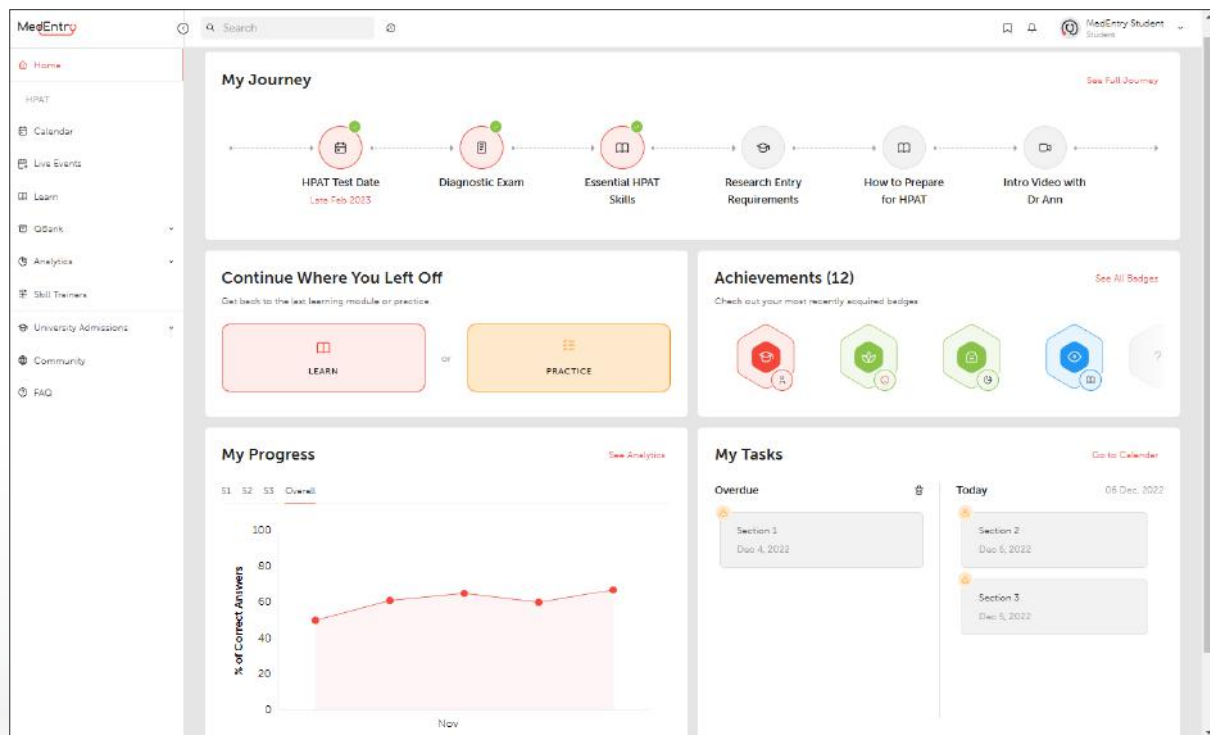
- 
- How you are performing overall in HPAT
- 
- How you are performing in each of the three HPAT sections, and in each HPAT question type
- 
- What your strengths and weaknesses are
- 

You can then target your HPAT preparation to focus on your weakest sections and question types.

MedEntry makes this easy with our Personalised Adaptive Learning (PAL) technology. PAL provides comprehensive, personalised feedback after each drill or practice exam attempt, including:

- 
- Predicted HPAT percentiles and scores
- 
- A breakdown of your performance in each HPAT section and question type
- 
- Specific feedback on every question, with comprehensive solutions (including video solutions) and feedback on how other students have performed on that question
- 
- An ability to re-attempt incorrectly answered questions in each practice exam up to four times
- 
- Performance reports which analyse your performance and provide advice on where to direct your future study
- 

With MedEntry, you can be sure your HPAT preparation is targeted, effective and time-efficient.



## T - Train

HPAT is like a marathon, and it requires training. As well as acquiring and practicing the strategies required to solve each question, it is also vital that you Train for HPAT. This involves developing the following skills in order to succeed:

---

➔ Concentration

---

➔ Focus

---

➔ Stamina

---

The best way to do this is by completing full length HPAT practice exams under strictly timed, simulated conditions.

This involves practicing on a testing platform that replicates the platform that you will use on test day. MedEntry's online platform exactly simulates the HPAT testing platform, ensuring you become familiar with its appearance and functionality.

MedEntry makes training for HPAT easy with up to 15 full-length HPAT exams, which accurately simulate the content, style and difficulty of HPAT. By the time HPAT test day arrives, it will feel like just another MedEntry practice exam!



---

***It is important to simulate test conditions when completing HPAT practice exams.***

---



## HOW MUCH TIME SHOULD I SPEND ON HPAT PREPARATION?

A common question that students ask is ‘how long should I spend on HPAT study?’

The amount of time you spend on HPAT preparation depends on your specific circumstances and extent of your desire to pursue medicine. In general, MedEntry recommends setting aside about 10% of your study time for HPAT preparation. For example, if you study for about 25 hours per week, about 2.5 hours should be allocated for HPAT preparation.



*In general, MedEntry recommends setting aside about 10% of your study time for HPAT preparation*

However, it is not the number of hours which is important when it comes to HPAT preparation. It is what you do and how you do it that is important.

To prepare for HPAT in the most effective way, you should:

- Develop a bank of HPAT strategies that are effective for you by attending a MedEntry workshop and working through MedEntry's comprehensive guided curriculum
- Prioritise full length HPAT practice exams, completed under simulated conditions (particularly adhering to time limits)
- Thoroughly review your HPAT exams, performance feedback and each question, and reflect on what you can do to improve in your performance next time
- Discuss difficult questions with a HPAT study group
- Focus your preparation on your weakest sections and question types

## HOW CAN I BALANCE HPAT STUDY WITH OTHER COMMITMENTS?

The best way to balance your HPAT study with other academic and non-academic commitments is to create a HPAT study plan. You can do this easily with MedEntry's advanced, unique, interactive study planner. Schedule a little bit of HPAT study on a regular basis, for example once or twice per week.



*Schedule a little bit of HPAT practice on a regular basis*

An example study plan for one month could be:

October						
Monday	Tuesday	Wednesday	Thursday	Friday	Saturday	Sunday
30	01	02 Logical Reasoning Drills	03	04	05 Practice Exam 1 - Complete	06 Practice Exam 1 - Review
07	08	09	10	11	12 Data Interpretation Drills	13
14	15	16 Module 3 - Logical Reasoning & Problem Solving	17	18	19 Problem Solving Drills	20
21	22	23	24	25	26 Practice Exam 2 - Complete	27 Practice Exam 2 - Review
28	29	30 Module 4 - Understanding People	31	01	02 Reflective Drills	03

You do not need to engage in HPAT practice every day, but regular practice over a period of time will help you develop the skills you need to succeed.

## WHAT ARE THE COMMON HPAT PREPARATION PITFALLS I SHOULD AVOID?

### 'Saving' up HPAT practice exams

This is the commonest mistake made by students. Remember that each HPAT practice exam takes 2½ hours to complete, and several hours to review. Many students 'save up' their exams, either because they feel they are 'not ready' or fear they will run out of exams. However, full-length exams are the best way to prepare. You should complete one HPAT practice exam early in your preparation and space out the remainder until test day. This will help you understand your strengths and weaknesses, and build your skills gradually. You can begin with the free practice exam on the MedEntry website.

### Not completing HPAT practice exams under timed conditions

This is a very common pitfall. Many students are used to being able to complete school exams comfortably within the time limits. They feel extremely uncomfortable with the prospect of not being able to complete all HPAT questions in an exam. But the reality is, almost no one is able to answer every question in the HPAT due to the intense time pressure. It is therefore important to strictly adhere to timed conditions when completing HPAT practice exams, so you develop important skills required to succeed, such as strategic guessing. Remember, practicing answering questions and practicing answering questions quickly are two very different things.

### Not thoroughly reviewing HPAT questions

Practice makes perfect, right? Well, yes, but only in part. The best way to improve is not simply to complete HPAT question after question after question, but also to thoroughly review and reflect on your attempts. What went right? What went wrong? How can you improve your performance next time, or avoid making the same error? Reviewing and reflecting is a very important part of the HPAT preparation process.

### Not working on weaknesses

It is tempting to work on your strengths, it is harder to work on your weaknesses. However, working on your weakest areas is by far the most effective and efficient way to prepare for HPAT. Early in your preparation, identify which HPAT sections and question types you find most difficult, and work on them. MedEntry makes this easy with our Personalised Adaptive Learning technology, which identifies your weakest areas and provides curated HPAT preparation, just for you.



## Choosing the wrong HPAT preparation provider

Choosing the right HPAT preparation provider is one of the most important decisions you will make this year. Unfortunately, there are HPAT providers which provide outdated and misleading questions, ineffective advice, or promise a lot and deliver very little. It is important that you choose a provider such as MedEntry which has a track record of success, is run by leading doctors and academics, and has thousands of five star reviews.



*Choosing the right HPAT preparation provider is one of the most important decisions you will make this year*



# How to Optimise your HPAT Performance

Remember HPAT is not just a test of your reasoning skills; it also tests your stamina, concentration and stress management abilities. You should spend the weeks leading up to HPAT making sure you are in optimum physical, mental and emotional condition for HPAT test day.



*In the final weeks and days before HPAT, focus on getting into top physical, psychological and emotional condition*

This is not the time to cram! Instead, you should ensure you have everything you need for HPAT test day, revise your key strategies, and spend some time looking after yourself.

## WEEKS LEADING UP TO THE HPAT

In the final weeks leading up to HPAT, ensure that you:

- Have organised everything you need for HPAT test day
- Focus on your weakest areas
- Have an effective timing strategy
- Have created a 'cheat sheet' of HPAT strategies that work for you
- Eat well, get into a regular sleep schedule and manage stress

## THE DAY BEFORE HPAT

This is definitely not the time to cram! Remember, HPAT is a skills rather than a knowledge-based test. HPAT skills need to be developed over time, and cramming on the day before HPAT is likely to be harmful rather than helpful.



*The night before HPAT, do something you enjoy and avoid the temptation to cram*

Taking the day before HPAT off to rest and relax is a good idea. Do something you enjoy, such as going for a walk, watching a movie or spending time with friends.

If you wish, you could review your HPAT ‘cheat sheet’, focussing on how well prepared you are and how ready you are for HPAT test day.

Make sure you have everything prepared for the next day including:

- 
- ➔ Valid photo-bearing identification (usually a passport or driver’s licence)
  - ➔ A laptop or desktop computer with a webcam and microphone
  - ➔ A stable internet connection
  - ➔ A suitable, private testing environment
  - ➔ Two pieces of A4 paper and a pencil/eraser/sharpener, or a whiteboard and marker pen
  - ➔ A clear water bottle without labels
  - ➔ A snack in case there are delays or technical issues
- 

## THE DAY OF THE HPAT

Ensure you eat a healthy meal with protein and complex carbohydrates to keep you sustained. Some examples of nutritious meals are porridge with fruit or eggs on wholegrain toast. Avoid too much caffeine, as it will make you want to use the bathroom (and the clock will keep ticking if you have to go to the toilet during HPAT!).



---

***If you have undergone MedEntry’s program, you should feel confident that you are ready to ace HPAT!***

---

If you are feeling stressed, use techniques to manage your stress and boost confidence, such as meditation and positive self-talk. Psychological techniques to optimise performance and manage stress are discussed in detail in MedEntry HPAT Courses.

If a technical issue occurs, do your best to remain calm and report it to the test supervisor and/or ACER.

Finally, show ‘em what you’re made of! If you have undergone MedEntry’s preparation program, you should feel confident that you are ready to ace HPAT. Good luck from all of the MedEntry team!

# Get a taste for HPAT and see where you stand with MedEntry's free Diagnostic exam!

### HPAT Diagnostic Exam

1

2

3

4

5

6

7

8

9

10

11

12

13

14

15

16

17

18

19

20

21

22

23

End


A brand new deck is in the following order, from bottom to top:


Ace, 2, 3, 4, 5, 6, 7, 8, 9, 10, Jack, Queen, King of Spades, Ace, 2, 3, 4, 5, 6, 7, 8, 9, 10, Jack, Queen, King of Diamonds, King, Queen, Jack, 10, 9, 8, 7, 6, 5, 4, 3, 2, Ace of Clubs, King, Queen, Jack, 10, 9, 8, 7, 6, 5, 4, 3, 2, Ace of Hearts.


The Mongean shuffle is performed as follows:


Start with the unshuffled deck in the left hand and transfer the top card to the right. Then repeatedly take the top card from the left hand and transfer it to the right, putting the second card at the top of the new deck, the third at the bottom, the fourth at the top, the fifth at the bottom, etc.


For example, if the top 5 cards of the unshuffled deck are Ace, 2, 3, 4, 5 and 6 of a suit, the order of the shuffled deck so far would be 6, 4, 2, Ace, 3, 5:



































#### Question 2 of 2

00:51:27

REPORT

The card game Bridge is played using a standard 52 card deck, with 4 players. The cards are dealt, one to each player, until each has 13 cards. Once a player has picked up their cards, they must count their 'high-card points': 4 for an Ace, 3 for a King, 2 for a Queen and 1 for a Jack.

Considering that a new deck was shuffled once using the Mongean shuffle, how many high card points would the player in the first position (dealt to first) have?

☐ 7

☐ 12

☐ 10

☐ 15

Back

Scroll to read more

Next

Access it on the Free Resources section of the MedEntry website





3

---

**University Admissions**

The following pages outline information on the pre-requisites and minimum entry requirements for universities that offer undergraduate medicine.

Please note:

- All details are accurate at the time of publishing. Because details and criteria can change, please consult university websites for updates.
- Minimum points requirements and minimum subject requirements must be obtained during the same sitting of the Leaving Certificate Examination.
- In addition to the below entry requirements, students will be required to satisfy the Garda Vetting, Medical Clearance and Fitness to Practice requirements as required by each institution.

University College Dublin (UCD)		
CAO Code	DN400	
Average Intake	90	
Duration	6 Years	
Minimum Entry Requirements	Minimum LCE Points	480 points
	Overall	2 x H5 4 x 06/H7
	English	06/H7
	Mathematics	06/H7
	Irish	06/H7
	Third Language	06/H7
	Biology, Chemistry, Physics, Physics/Chemistry, Agricultural Science	1 x 06/H7
More Information	<a href="https://www.ucd.ie/medicine/studywithus/undergraduate/medicine/">https://www.ucd.ie/medicine/studywithus/undergraduate/medicine/</a>	

Trinity College Dublin (TCD)		
CAO Code	TR051	
Average intake	115	
Duration	5 years	
Minimum Entry Requirements	Minimum LCE Points	480 points
	Overall	1 x H3 1 x H4 1 x H5 3 x 06/H7
	English	06/H7
	Mathematics	06/H7 or 04/H6 if no physics
	Language other than English	06/H7
	Biology, Chemistry, Physics, Physics/Chemistry, Agricultural Science	1 x H3 1 x H4
More Information	<a href="https://www.tcd.ie/medicine/ug-med/">https://www.tcd.ie/medicine/ug-med/</a>	



Royal College of Surgeons in Ireland (RCSI)			
CAO Code	RC001		
Average Intake	39 CAO places		
Duration		6 Years	5 Years
Minimum Entry Requirements	Minimum LCE Points	480 points	480 points
	Overall	2 x H5 4 x O6/H7	2 x H4 4 x O6/H7
	English	O6/H7	O6/H7
	Mathematics	O6/H7	O6/H7
	Irish	O6/H7	O6/H7
	Third Language	O6/H7	O6/H7
	Biology, Chemistry, Physics, Physics/ Chemistry, Agricultural Science	1 x O6/H7	1 x H4 in Chemistry 1 x H4 in Physics or Biology
More Information	<a href="https://www.rcsi.com/dublin/undergraduate/medicine/course-details">https://www.rcsi.com/dublin/undergraduate/medicine/course-details</a>		

University College Cork (UCC)		
CAO Code	CK701	
Average Intake	90	
Duration	5 Years	
Minimum Entry Requirements	Minimum LCE Points	480 points
	Overall	2 x H4 4 x O6/H7
	English	O6/H7
	Mathematics	O6/H7
	Irish	O6/H7
	Third Language	O6/H7
	Chemistry	H4
	Biology, Physics	1 x H4
More Information	<a href="https://www.ucc.ie/en/ck701/">https://www.ucc.ie/en/ck701/</a>	

National University of Ireland, Galway (NUIG)			
CAO Code	GY501		
Average Intake	120		
Duration		6 Years	5 Years
Minimum Entry Requirements	Minimum LCE Points	480 points	480 points
	Overall	2 x H5 4 x O6/H7	2 x H4 4 x O6/H7
	English	O6/H7	O6/H7
	Mathematics	O6/H7	O6/H7
	Irish	O6/H7	O6/H7
	Third Language	O6/H7	O6/H7
	Biology, Chemistry, Physics, Physics/ Chemistry, Agricultural Science	1 x O6/H7	2 x H4
More Information	<a href="http://www.nuigalway.ie/courses/undergraduate-courses/surgery-obstetrics.html">http://www.nuigalway.ie/courses/undergraduate-courses/surgery-obstetrics.html</a>		





4

---

**What Makes MedEntry  
Different?**

# Trusted, Quality Education That Delivers Results

There are several companies offering HPAT preparation, and it can be difficult to decide which organisation to trust. However, choosing the right HPAT preparation organisation is one of the most important decisions you will make this year and can be critical in determining your success in entering medicine.



---

***Choosing the right HPAT preparation provider can be critical in determining your success***

---

Over the last two decades, MedEntry has been the internationally trusted medical entry preparation provider, chosen by the best prospective medical students. MedEntry has become synonymous with ‘Medical Entry’.

Here’s why:

## Our Unrivalled Expertise

MedEntry is the only HPAT preparation organisation run by specialist, practicing doctors and academics, with expertise in test development, measurement and analysis. We are the only organisation that has been helping students enter medicine for two decades, and we have helped over 20,000 students to become doctors across Ireland, the United Kingdom, Australia and New Zealand. We have prepared students for HPAT in Ireland since its inception in 2009, and prepared students for UMAT (HPAT’s predecessor) for a decade before that. Over this time, we have developed unrivalled HPAT expertise.

## Our Obsession with Quality

We understand how important quality HPAT preparation is for our students, having been through the process ourselves. Our focus is therefore on providing the highest quality and most comprehensive program available.

Working with our IT engineers, we have developed the most advanced, comprehensive and personalised online HPAT platform available. Our HPAT questions and practice exams accurately simulate the content and difficulty of the live HPAT. Our workshops have become famous over the years due to their interactive, engaging and enjoyable nature.

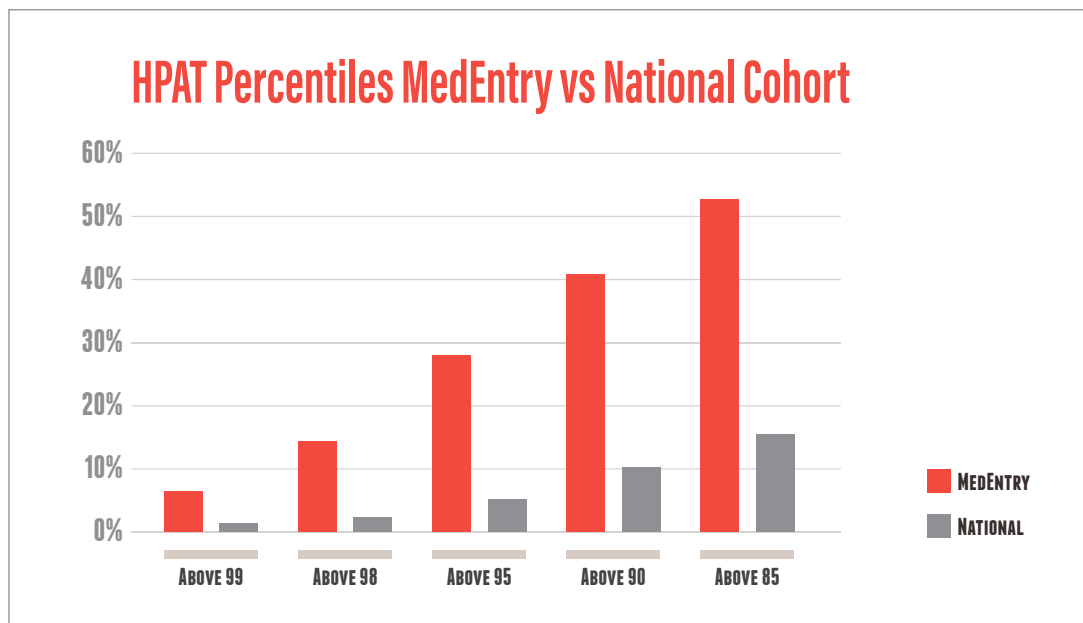
## Our Unique Approach

MedEntry’s aim is not just to help you prepare for HPAT. Our aim is to help you develop important life skills, such as critical thinking, problem solving and emotional intelligence, which will be useful to you throughout your life. It is not uncommon for past students to describe our courses as life changing.

## Our Unparalleled Results

MedEntry's reputation is based on results. Each year, we help more students into medicine in Ireland than all other preparation courses combined. Most medical students in Ireland have undergone MedEntry's program. We are proud to have trained tens of thousands of health professionals across the world.

A survey of a random sample of students who have been through our full training program showed that 92% were offered places in one or more medical schools. Feedback statistics show that over 99% of our students would recommend MedEntry's services to their friends. Over 95% of our students come through word-of-mouth referrals.



***MedEntry has far higher ratings than any other educational institution, including universities!***

## Our Outstanding Reviews

Ultimately, it is easy to find the best HPAT preparation organisation: simply look at independent reviews on Google and Facebook. MedEntry has over 4000 reviews across our Ireland, United Kingdom, Australia and New

Zealand offices, at an average star rating of 4.9. This is far higher than any educational organisation, including ivy league universities!

## GIVING BACK

MedEntry started with humble beginnings. The organisation was made possible by a generous grant from the Foundation for Young Australians, which is a voluntary organisation committed to helping young people achieve their goals.

We have a strong commitment to the community and are particularly passionate about widening access to education.

## Scholarships and bursaries

MedEntry provides scholarships and bursaries to those from disadvantaged and under-served backgrounds.

We have provided over €800,000 worth of scholarships and discounts to such students over the years.



## Charity Partnerships

Each year, MedEntry partners with a charity in each country in which we operate. Students have the option of donating to a charity upon enrolment, and MedEntry matches each donation, euro for euro.

## Our charity partners are:



**Ireland**  
Our Lady's Children's  
Hospital, Crumlin



**United Kingdom**  
Teenage Cancer Trust



**Australia**  
Red Cross' Disaster Relief and  
Recovery (Bushfire Relief)



**New Zealand**  
Make a Wish



# MEDENTRY QUALITY GUARANTEE

We are so confident in the quality of our preparation that we offer this Quality Guarantee:

*Find any educational institution with more and higher ratings than MedEntry, and we will offer OUR COURSE FREE!*



4.9 ★ ★ ★ ★ ★



4.9 ★ ★ ★ ★ ★

>4000 reviews





# Our Services

MedEntry provides three main packages and a number of optional extras that can be purchased.

## Main Packages

The most popular package is the Platinum package, and a group discount is available for two or more students.

	Packages		
	Online	Platinum	Diamond
Online Learning Platform	✓	✓	✓
Smartphone App	✓	✓	✓
2-day Workshop		✓	✓
Expert Tutor Support		✓	✓
In person, one-on-one tutoring			✓

MedEntry also offers Online Weekly Grinds, Virtual Tutoring, 5 Additional Practice Exams and an additional Simulated Exam that can be added on to any package.

## ONLINE LEARNING PLATFORM

Our Online Learning Platform is the most advanced, personalised and comprehensive platform available. It is included in all of our HPAT packages.

It includes:

---

### → Extensive, high quality practice questions

delivered on a platform that exactly replicates the appearance, content and difficulty of HPAT. There are over 15,000 questions to practice on.

---

### → A Structured Curriculum

that guides students through effective strategies and techniques for each HPAT section and type of question, complete with video instruction.

---

### → Comprehensive Feedback

including percentile rankings, identification of personal strengths and weaknesses and feedback on timing.

---

### → Personalised Adaptive Learning

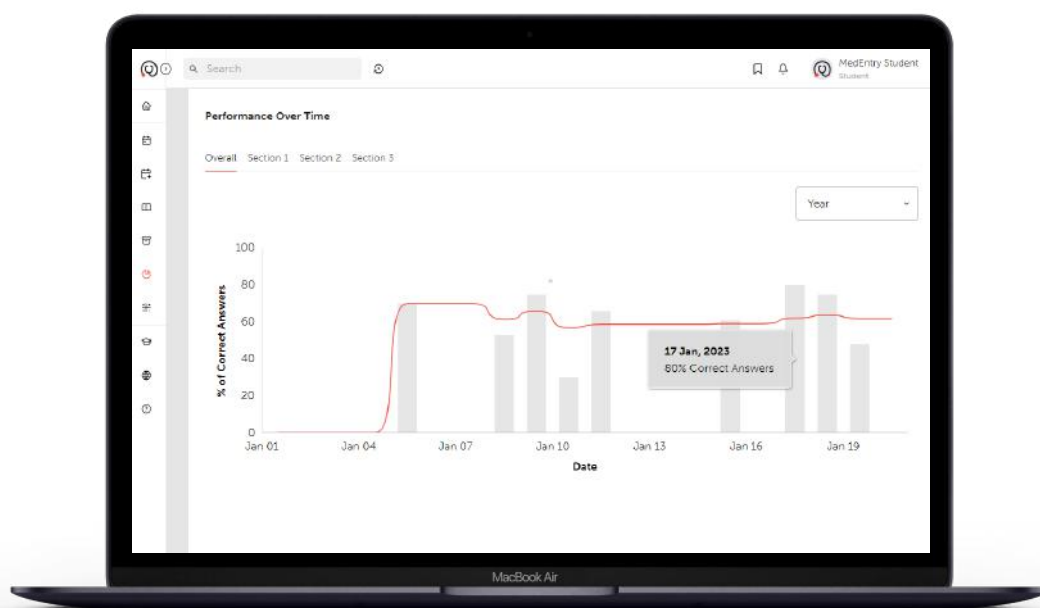
which means the platform learns from you and suggests resources to help you prepare for HPAT efficiently and effectively.

---

### → Much more

including skills trainers, an interactive HPAT study planner, and community page.

---



## 2-DAY HPAT WORKSHOP

Our workshops have become famous over the years. They are carefully crafted to cover the key strategies to HPAT success in a fun, engaging and interactive environment. Workshops are personally run by Dr Ann, who has taught over 10,000 students over a decade. Workshops are included in the Platinum and Diamond packages.

Workshops include:

- ➔ Discussion of each HPAT section with strategies on how to answer questions quickly and accurately
- ➔ Question and answer sessions with students who have recently excelled in HPAT and are currently studying medicine
- ➔ Formal instruction and group learning
- ➔ Example questions with interactive polling and discussion




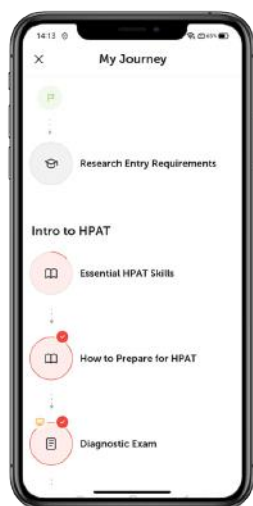
## MEDENTRY SMARTPHONE APP

MedEntry's exclusive HPAT preparation App allows you to practice for the HPAT anytime and any place. The App is included in all MedEntry packages.

**MedEntry is the only HPAT preparation organisation with a dedicated HPAT preparation App.**

The App includes:

- Access to thousands of questions from each of the three HPAT sections
- Detailed guides and solutions which show you exactly how to approach each question
- Easy access to skills trainers to help you develop important skills for HPAT



With MedEntry you'll be able to access your HPAT materials anywhere, anytime and any place. Whether you're at home, at school or on the bus you can access and use the online platform from your laptop, smartphone, tablet or desktop. All you need is an internet connection and you're good to go!

## PRIVATE HPAT TUTORING

In person tutoring is available as part of the Diamond package. Virtual tutoring can be added on to the Online or Platinum package.

Personalised HPAT coaching is provided by an experienced tutor/mentor who has performed exceptionally well in HPAT and school.

MedEntry tutors are the best of the best - they have come through a very stringent vetting process, and are continually assessed to ensure they meet the highest quality that is expected of the MedEntry brand.

Ten one-hour sessions are included, with an option to add more hours if required.

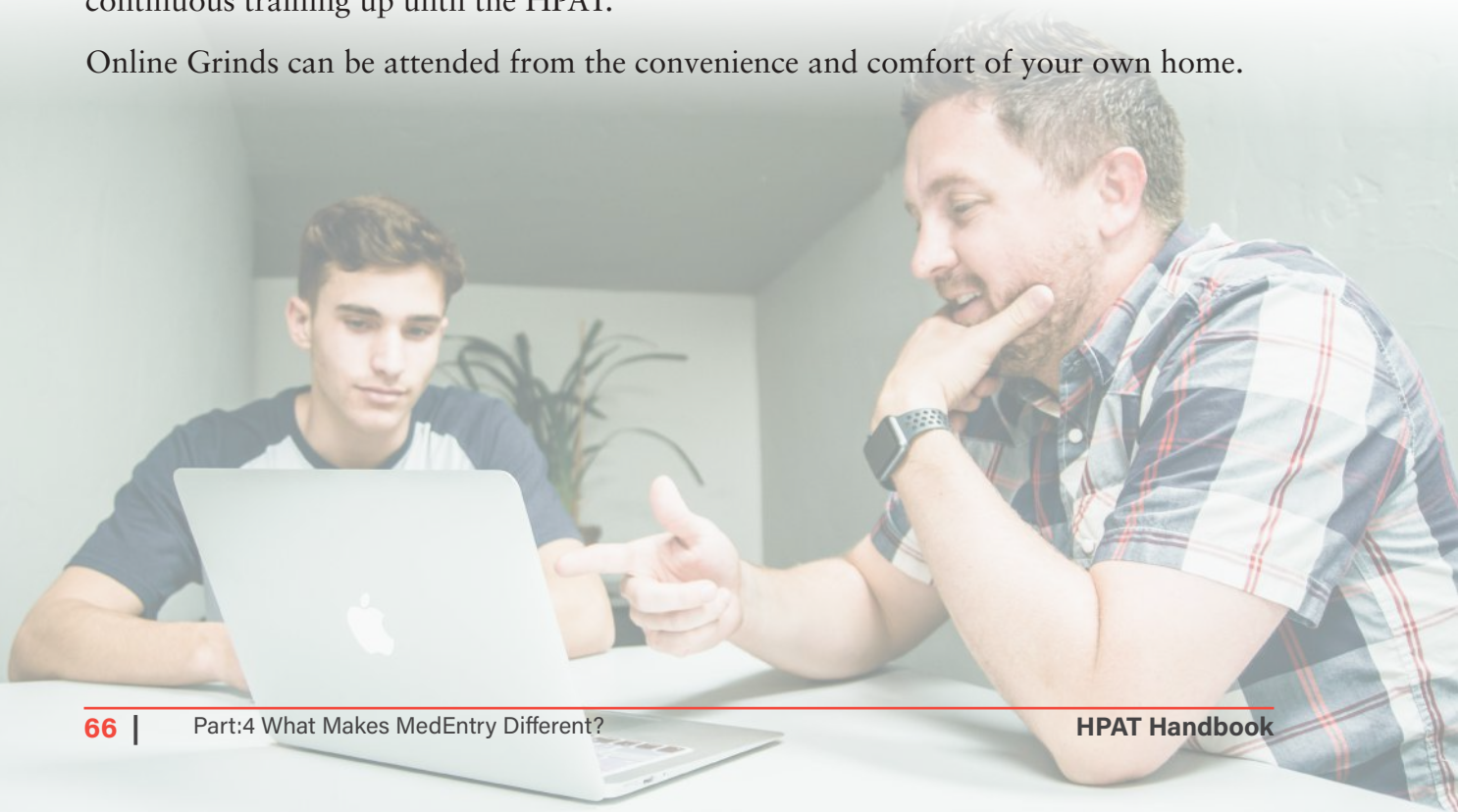
## WEEKLY HPAT GRINDS

Weekly Online HPAT Grinds can be purchased as an add-on. The grinds include:

- ➔ 12 x 2 hour teaching sessions, covering all sections of HPAT and all question types
- ➔ Small group teaching with expert HPAT educators
- ➔ Recordings of sessions, allowing revision anytime
- ➔ Distributed learning over 12 weeks, designed to for you to peak just prior to HPAT in February

Classes are highly interactive, giving you an opportunity to ask questions in real time and discuss questions you find difficult. This is a valuable, regular tuition service to maintain continuous training up until the HPAT.

Online Grinds can be attended from the convenience and comfort of your own home.





# Free Resources

MedEntry is pleased to offer free, comprehensive and high-quality resources to students, parents and teachers to help with the medical entry process.

To access these resources, please visit the MedEntry website and click on 'Free Resources' along the top navigation bar.

## FREE RESOURCES FOR STUDENTS & PARENTS

### HPAT Practice Exam

Attempt a free HPAT diagnostic exam covering all three sections. The exam will provide information on scoring, as well as fully worked solutions.

### Complete HPAT Guide

A complete guide to HPAT, which covers everything you need to know about HPAT, including sample questions, and strategies to approach each type of question.

### University Admissions Guide

This guide explains how to get into medicine in Ireland, including criteria for entry and minimum requirements.

### HPAT Blogs

Hundreds of articles on a variety of topics including HPAT, medicine, secondary school and much more

# Resources For Teachers

MedEntry understands how important teachers are in guiding students through the medical entry process. We provide valuable resources for teachers which are outlined below. All resources can be accessed via <https://www.medentry-hpat.ie/teachers>

## Resources that teachers can pass on to students:

---

- ➔ Free Diagnostic HPAT exam
  - ➔ Free HPAT guide
- 





## Information about HPAT

MedEntry is pleased to be able to provide teachers with information about HPAT, including informative posters and brochures that can be made available to students and their parents. MedEntry also runs regular recorded information sessions for guidance counsellors, teachers and parents.

### Want to be a Doctor?

You will need to sit and succeed in HPAT!

#### Key dates for HPAT

HPAT registrations open	November 2019
HPAT registrations close	20 January 2020*
HPAT takes place	22 February 2020
HPAT results released	Late June 2020

\* Late registrations close 1 February 2020 (late fees apply)

To register, visit [hpat-ireland.acer.org](http://hpat-ireland.acer.org)

#### Courses requiring HPAT

You will need to sit HPAT if you are interested in any of the following courses:

University	Course(s)
University College Dublin	Medicine
Trinity College Dublin	Medicine
Royal College of Surgeons in Ireland	Medicine
University College Cork	Medicine
National University of Ireland Galway	Medicine
University of Limerick	MSc Occupational Therapy
	MSc Speech and Language Therapy

#### HPAT preparation

HPAT is a very difficult exam, and it is as important as your Leaving Certificate in determining entry into medicine. Preparation is therefore essential.

MedEntry is the government-accredited, internationally trusted leader in HPAT preparation. For more details, including a **free trial** exam, please visit

**[www.MedEntry.ie](http://www.MedEntry.ie)**

Follow MedEntry on social media for HPAT tips and updates!

## HPAT

Common questions about HPAT answered by MedEntry, the leading and most trusted HPAT Preparation Institution

#### What is HPAT?

HPAT stands for Health Professions Admission Test. HPAT is a two and a half hour test consisting of multiple choice questions from three sections: Logical Reasoning and Problem Solving, Understanding People and Non-Verbal Reasoning.

#### What courses require HPAT?

You will need to sit HPAT if you are interested in any of the following courses:

University	Course(s)
UCD	Medicine
TCD	Medicine
RCSI	Medicine
UCG	Medicine
NUIJG	Medicine
UL	MSc Occupational Therapy
	MSc Speech and Language Therapy

#### What are the key dates for HPAT 2020?

HPAT registrations open	November 2019
HPAT registrations close	20 January 2020*
HPAT takes place	22 February 2020
HPAT results released	Late June 2020
Deadline to apply to CAO	1 February 2020

\*Late registrations accepted until 1 February 2020

#### How can I register to sit HPAT?

You can register for HPAT by visiting [hpat-ireland.acer.org/register](http://hpat-ireland.acer.org/register). The fee to sit HPAT is €140. You can sit HPAT in your final year of high school (6th year) and any year thereafter.

#### Do I need to prepare for HPAT?

Yes! Many practicing doctors agree that HPAT is the most difficult test they faced in their medical career. Even students who obtain leaving certificate points of 625 have missed out on a place in medicine due to a poor HPAT score. It is completely different to any other test you have sat at school. Quality preparation is therefore essential.

HPAT prep will also help with your school study as it enhances your thinking and test-taking skills.

#### But ACER/unis discourage HPAT preparation

There are many reasons for this. For example, the more you know about HPAT, the harder their job becomes. They also want a level playing field where all students have the same level of preparation for HPAT. Unfortunately, this does not exist. Informed and motivated students will prepare for HPAT, and MedEntry provides quality materials to help them do so.

#### What HPAT score do I need to get into medicine?

The minimum points required to get into medicine varies from year to year and between universities, but a total of at least 725 points is usually required.

This is the addition of:

- Your adjusted Leaving Certificate points
- Your HPAT overall score

Students who obtain higher than 550 points in the leaving certificate will have their points adjusted so that each additional 5 points achieved over 550 is adjusted to 1 point.

The maximum score that can be achieved in HPAT is theoretically 300, but anyone who gets more than 200 has done exceptionally well and is in the top 1% of candidates sitting HPAT.

#### Where can I get more information about HPAT?

Please visit [www.MedEntry.ie](http://www.MedEntry.ie) for a free trial exam, information about the admissions process, blogs about HPAT and to enrol in one of our HPAT preparation packages. You can also call or email us, follow MedEntry on social media for HPAT tips and updates!

#### Why MedEntry?

MedEntry is a government-accredited Registered Training Organisation run by doctors and academics with 20 years' experience in preparing students for tests identical to HPAT. We are HPAT specialists - it is the only thing we do. The quality and extent of our resources is unparalleled. We get more students into medicine than all other prep courses combined.

For more information, please visit [www.MedEntry.ie](http://www.MedEntry.ie)

## Discount Codes

MedEntry has a commitment to helping as many students as possible access our quality resources. As a valued teacher, you can help nominate them for discounts.

## Request a talk

Would your students benefit from hearing directly from a current medical student speaking about how to prepare for HPAT? Please contact MedEntry to arrange this.

We look forward to helping you on your journey to becoming a doctor!



Have a question?

If you have any questions about HPAT or the medical entry process, please do not hesitate to contact the MedEntry team.

**RRP €20**

☎ 021 202 1115  
✉ [info@MedEntry.ie](mailto:info@MedEntry.ie)  
🌐 [www.MedEntry.ie](http://www.MedEntry.ie)

📘 [facebook.com/medentry.hpat/](https://facebook.com/medentry.hpat/)  
📷 [@medentry\\_ireland](https://www.instagram.com/medentry_ireland)  
Published 1 January 2023

**MedEntry**